

# **Looked After Children and Care Leavers Weekly Performance Report**

**As at:** 13th October 2015





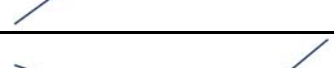
















**Document Details**

**Status:**

**Date Created:**

**Created by:** Deborah Johnson, Performance Assurance Manager - Social Care

**Contact:** Ext. 22666 / [deborah.johnson@rotherham.gov.uk](mailto:deborah.johnson@rotherham.gov.uk)

	NO.	INDICATOR	MONTH END DATA				CURRENT (13/10/15)	TREND LINE
			Jun-15	Jul-15	Aug-15	Sept		
LAC Cohort	1.1	NUMBER OF <u>MAINSTREAM</u> LAC	420	425	416	414	414	
	1.2	NUMBER OF SHORT TERM BREAK LAC (V4)	32	33	33	34	33	
Legal status	2.1	NUMBER OF <u>MAINSTREAM</u> LAC - by legal status						
	2.1a	C1 - Interim care order	70 17%	82 19%	76 18%	68 16%	64 15%	
	2.1b	C2 - Full care order	228 54%	235 55%	235 56%	235 57%	236 57%	
	2.1c	E1 - Placement Order Granted	52 12%	50 12%	51 12%	49 12%	54 13%	
	2.1d	L1 - Under police protection in LA accom.	1 0%	0 0%	0 0%	0 0%	0 0%	
	2.1e	J2 - Detained in LA accommodation under PACE	0 0%	1 0%	0 0%	0 0%	0 0%	
	2.1f	V2 - Single Period of Accommodated under section 20	69 16%	58 14%	54 13%	63 15%	61 15%	
Legal Proceedings	3.1	Number of Proceedings commenced	18	7	6	5	MONTHLY DATA	
	3.2a	Number of completed legal proceedings	5	17	11	7		
	3.2b	Number and % completed within 26 weeks	4 80%	17 100%	6 56%	7 56%		
	3.2c	Average time taken to complete (in weeks)	23.1	19.3	31.2	20.5		
	3.30	% of those completed where an order was granted	100%	100%	100%	86%		
	3.4a	Number of ongoing legal proceedings	71	68	61	57		
	3.4b	Number of ongoing legal proceedings past 26 weeks	10	11	9	10		
Placement Analysis	4.1	NUMBER OF <u>MAINSTREAM</u> LAC - by placement type (CCM)						
	4.1a	Fostering in House	175 42%	179 42%	174 42%	174 42%	173 42%	
	4.1b	Fostering - IFA	105 25%	102 24%	103 25%	103 25%	107 26%	
	4.1c	Fostering - Relative/Friend	16 4%	20 5%	22 5%	26 6%	22 5%	
	4.1d	Residential - In house	19 5%	15 4%	13 3%	12 3%	10 2%	
	4.1e	Residential - OOA	36 9%	37 9%	34 8%	36 9%	36 9%	
	4.1f	Placed for adoption (not current foster carer)	32 8%	23 5%	23 6%	21 5%	19 5%	

	NO.	INDICATOR	MONTH END DATA				CURRENT (13/10/15)	TREND LINE
			Jun-15	Jul-15	Aug-15	Sept		
P	4.1g	Placed with parents	12 3%	23 5%	21 5%	15 4%	20 5%	
	4.1h	Independent	10 2%	9 2%	9 2%	8 2%	9 2%	
	4.1i	Other	15 4%	17 4%	17 4%	19 5%	18 4%	
	4.2	Total in a Commissioned Placement (supplied by Commissioning Team)	-	-	148	150	155	
Placement Performance	5.1	Long term LAC in placements which have been stable for at least 2 years	108/152 71.1%	109/149 73.2%	110/147 74.8%	110/148 74.3%	109/148 73.7%	
	5.2	LAC who have had 3 or more placements - rolling 12 months	41/417 9.8%	38/423 9.0%	37/416 8.9%	38/416 9.2%	34/415 10.8%	
	5.3	DISRUPTIONS						
	5.3a	Number of disruptions (placement breakdowns & unplanned moves) IFAs / independent Residential	10	4	1	2	0	
	5.3b	Number of disruptions (in-house fostering)	1	0	0	0	0	
	5.4	DISTANCE FROM HOME						
	5.4a	Number and % of LAC in commissioned placements who are placed over 20 miles from home	- -	- -	55 37%	57 38%	58 37%	
	5.4b	Number and % of <b>all</b> LAC placed over 20 miles from home	- -	- -	56 13.5%	58 13.7%	59 14.3%	Data Warning: Validation work required of child home postcodes
	5.5	Number of children in an inadequate provision		1	1	1	0	RS, Bluemountain provision in Derbyshire, search for alternative provision is ongoing. Notice has been given on placement.
Foster Carers	6.1	Number of approved carer households - Total	170	172	173	172	170	
	6.1a	- of which are mainstream	161	163	164	163	161	
	6.1b	- of which are connected persons	9	9	9	9	9	
	6.2	Number of new Foster Carer approvals	2	2	1	1	0	
	6.3	Foster Carer resignations	0	0	0	1	2	
	6.4	Number and % of Long Term Fostering placements approved by panel	49 47%	49 48%	49 47%	49 47%	40	
TEAM	7.01	Number of Fostering Enquiries	21	11	8	25	8	
	7.02	Number of active assessments						
	7.02a	- Mainstream	15	15	15	13	13	
	7.02b	- Reg 24	6	6	6	6	7	
	7.03	Number of Foster Carer reviews completed	19	13	14	14	not available	

	NO.	INDICATOR	MONTH END DATA				CURRENT (13/10/15)	TREND LINE
			Jun-15	Jul-15	Aug-15	Sept		
FOSTERING	7.04	% of Foster Carer reviews in timescale	100%	100%	100%	100%	<i>not available</i>	
	7.05	% of Foster Carer's whose reviews are up-to-date (annual review process)				100%		
	7.06	% of Foster Carer with up-to-date Supervisory visits (every 6 weeks)				96%		
	7.07	Number of Allegations		0	1	1		
	7.08	Number of disruptions (in-house)	1	0	0	0	0	
	7.09	Numbers of 'staying put'	12	12	12	13	0	
Residential	8.1	Occupancy - Local residential homes (number of vacant beds)						
	8.1a	- St Edmunds (6 bed total)		0	0	1		
	8.1b	- Silverwood (5 bed total)		0	0	1		
	8.1c	- Woodview (6 bed total)		3	3	3		
	8.1d	- Cherry Tree (5 bed total)		3	3	3		
	8.1e	- Liberty House (224 available 'sessions' per 4wk month)		98	92	125		
	8.2	Number of homes with inspection outcomes which are not at least 'good'		2	2	2		Woodview - Inadequate Cherry Tree - Adequate
	8.3	Number of placement disruptions in local residential		0	1	4		

IDENTIFIED DATA DEVELOPMENTS	
	Timeliness of FC assessments (16 weeks?? Check)
	Adoption breakdowns within 2yrs of adoption
	CME/Education for LAC